



**educated**  
furniture  
built for learning



**Term 2 2020**

Prices exclude freight & GST. Prices may change without notice



**P** 0508 645 397

**E** [sales@educatedfurniture.co.nz](mailto:sales@educatedfurniture.co.nz)

**W** [educatedfurniture.co.nz](http://educatedfurniture.co.nz)

quality ✨

value ✨

service ✨

## ABOUT US

**Our business was born back in 1994 (formerly known as Mike's Woodshop) when we began manufacturing children's furniture and toys from a skyline garage in Poroti, New Zealand.**

Upon offering our local Whangarei schools the opportunity to purchase some painting easels, one of the local principals asked if we could custom make something similar. We took up the challenge and since then we have grown and diversified from a small product offering to a comprehensive catalogue of custom built furniture manufactured in our Whangarei based factory, along with a wide range of complementary imported and locally sourced products.

We have a skilled and loyal team who take pride in the products we deliver and who strive to provide all our customers with quality, value and service.

We have a custom built factory in Whangarei with modern machinery that produces our product to a very high standard. Over the years we have also developed an importing side to our business, whereby we can provide a number of items direct to our customers at great prices, as well as quality components to help keep our products competitive in the market. All our imported products have been very carefully selected, ensuring that they are of a higher specification than any locally made product.

We also have a range of New Zealand suppliers that complement our own furniture to ensure we have a comprehensive range available. We are very loyal to our suppliers and therefore they support us and our customers.

As a customer of Educated Furniture you have our assurance that:

- Customer service and satisfaction is our priority
- We only use and supply top quality materials and our workmanship is at the highest level.
- We will bring you the best possible products at the most competitive prices.
- We can offer a customised design service - for all areas, including the classroom, staffroom, break out spaces, offices, administration areas and libraries.
- We manufacture furniture to your specifications.
- We are always happy to assist with designing and manufacturing bespoke equipment.
- We are always researching and testing new and innovative products that we can add to our product offering.
- We are always working on ways to improve our existing products as well as coming up with completely new designs where there is a gap in the market.

## COMPANY UPDATES

**Website Update** - The construction of our smart new website is now well underway and we're really looking forward to going live with it in a couple of months.

Once its up and running you'll be able to view our entire product range including all the customisable options we have available with regard colours, fabrics, sizes and shapes etc. If you know exactly what you want you'll also be able to complete your order online.

## LIMITED TIME ONLY MELTECA COLOURS!

Educated Furniture has been lucky enough to source what we believe is the last remaining inventory of these two great colours. If you loved these colours or want to match your existing furniture, now is your chance! There is only limited stock and these colours will sell quickly so be in quick to avoid missing out!



Outrageous



Typhoon

## OUR PEOPLE



**Oren Ellery** | Managing Director  
**P** 09 430 8000 / 0508 645 397  
**M** 027 270 2450  
**E** oren@educatedfurniture.co.nz



**Michael McCartain** | Factory Manager  
**P** 09 430 8000 / 0508 645 397  
**M** 021 324 379  
**E** michael@educatedfurniture.co.nz



**Debby de Vantier** | Office Administrator and Sales Support  
**P** 09 430 8000 / 0508 645 397  
**E** sales@educatedfurniture.co.nz



**Graham Lyons** | Auckland Account Manager  
**P** 021 537 760  
**E** graham@educatedfurniture.co.nz



**Hayley Watters** | Central North Island Account Manager  
**M** 022 398 9067  
**E** hayley@educatedfurniture.co.nz



**Jono Mills** | Lower North Island Account Manager  
**M** 021 537 740  
**E** jono@educatedfurniture.co.nz

## 176 EN ONE CHAIR




### Specifications:

- Re-inforced polypropylene giving strength & durability
- Lightweight and extremely durable
- Exceptional ergonomics providing users an ideal sitting position
- Stackable up to 21 chairs within a 2 metre height
- Easy to clean and no parts to maintain
- 21 year manufacturers warranty

### Optional Extras:

- Optional linking device
- Stacking trolley

### Choose Your Colour:



Mandarin  
Orange

Night  
Grey

Lime  
Green

Royal  
Blue



**\$40**

- **EN-ONE3 - Years 1-2**
- Total weight 2.4kg
- Seat dimensions: H350 W335 D300
- Overall dimensions: H630 W460 D405

**\$42**

- **EN-ONE4 - Years 3-4**
- Total weight 2.5kg
- Seat dimensions: H380 W335 D300
- Overall dimensions: H660 W460 D410

**\$50**

- **EN-ONE5 - Years 5-6**
- Total weight 3.3kg
- Seat dimensions: H430 W365 D378
- Overall dimensions: H770 W500 D510

**\$52**

- **EN-ONE6 - Years 7-13**
- Total weight 3.5kg
- Seat dimensions: H460 W365 D378
- Overall dimensions: H800 W500 D515

## 124 PEPPER STOOL



Orange

Red

Pink

Purple

Blue

Lime

Charcoal

### Specifications:

- Heights available: 450mm, 550mm, 660mm
- 25mm round solid-welded steel frame
- Polypropylene contoured seat
- Will stack 4 high



**\$99 each**

## 180A SUMMIT CHAIRS



### Specifications:

- 25mm x 1.6mm heavy duty steel frame
- Year 3-6 size chair has a more generous seat size

Sizes	Heights	Overall width	Seat size
Year 1-2	310mm	395mm	340wx320dx320h
Year 3-4	360mm	450mm	400wx400dx390h
Year 5-6	400mm	450mm	400wx400dx390h



Year 1-2	Year 3-4	Year 5-6	Year 7-13
<b>\$78</b>	<b>\$86</b>	<b>\$86</b>	<b>\$90</b>
310mm	360mm	400mm	450mm

## 240 ROMA MID BACK CHAIR



### Specifications:

- Overall: 630w x 600d x 1120h
- Back: 430w x 445h, Seat: 460-590h
- 130 x 48mm gas lift
- Ratchet height adjustment back/lumbar
- Adjustable seat & back rest angle - floating or lockable
- Polyurethane moulded foam & D1 nylon base
- 60mm twin wheel castors

### Optional Extras:

- Height and width adjustable arms
- Polished aluminium base
- Customer specified fabric



2 Lever	<b>\$215</b>
3 Lever	<b>\$240</b>

## 1 TEACHER STATION



### Base Size

900L x 450D x 550H

### Total Height

1150mm

### Specifications:

- Industrial rubber wheeled castors
- Board size 900mm x 600mm
- Drawer access from both sides
- Clips on both sides



<b>EC</b>	<b>\$705</b>
<b>SC</b>	<b>\$730</b>

## 130 TALL TABLES



Swerve Top  
1200 x 800



Sigma Top  
1200 x 730



1200 x 600

1600 x 600

1800 x 600

1200 x 800

1600 x 800

1800 x 800

1200 x 1200

1200 x 1800

1200 x 2400

EC	SC	WB
<b>\$260</b>	<b>\$280</b>	<b>\$310</b>

EC	SC	WB
<b>\$270</b>	<b>\$290</b>	<b>\$315</b>

EC	SC	WB
<b>\$230</b>	<b>\$240</b>	<b>\$275</b>

<b>\$265</b>	<b>\$275</b>	<b>\$310</b>
--------------	--------------	--------------

<b>\$275</b>	<b>\$295</b>	<b>\$325</b>
--------------	--------------	--------------

<b>\$280</b>	<b>\$290</b>	<b>\$310</b>
--------------	--------------	--------------

<b>\$300</b>	<b>\$310</b>	<b>\$365</b>
--------------	--------------	--------------

<b>\$335</b>	<b>\$345</b>	<b>\$395</b>
--------------	--------------	--------------

<b>\$310</b>	<b>\$330</b>	<b>\$380</b>
--------------	--------------	--------------

<b>\$440</b>	<b>\$460</b>	<b>\$525</b>
--------------	--------------	--------------

<b>\$500</b>	<b>\$515</b>	<b>\$640</b>
--------------	--------------	--------------

### Specifications:

- 800H - Year 1-4; 900H - Year 4-13
- 18mm Melteca tops
- Frame with heavy duty rails
- 51mm round legs



## 853 ORION TABLE



### Specifications:

- 25mm Melteca tops
- Stainless steel base
- All 750mm high



### Rectangle (2 bases)

1800 x 800	<b>\$745</b>
------------	--------------

2000 x 1000	<b>\$815</b>
-------------	--------------

2400 x 1200	<b>\$820</b>
-------------	--------------

### Round

900 Diameter	<b>\$390</b>
--------------	--------------

1000 Diameter	<b>\$415</b>
---------------	--------------

1200 Diameter	<b>\$420</b>
---------------	--------------

## 854 PAVO TABLE



### Specifications:

- 25mm Melteca tops
- Stainless steel base
- All 750mm high



### Rectangle (2 bases)

1800 x 800	<b>\$745</b>
------------	--------------

2000 x 1000	<b>\$825</b>
-------------	--------------

2400 x 1200	<b>\$835</b>
-------------	--------------

### Square

800 x 800	<b>\$365</b>
-----------	--------------

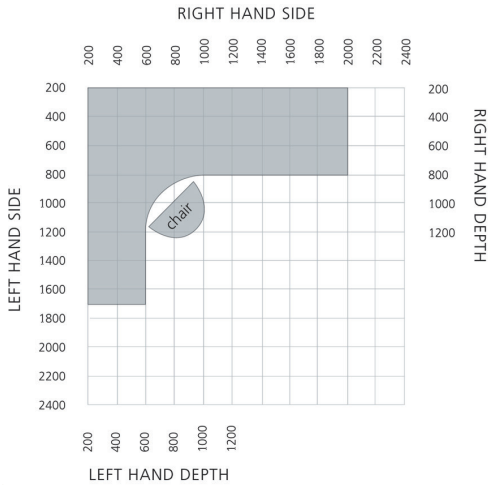
900 x 900	<b>\$390</b>
-----------	--------------

1000 x 1000	<b>\$420</b>
-------------	--------------

## WORKSTATIONS

We have developed the workstation range so it is a pick and mix.

- Choose your base/leg system, the shape of the top, then the size. ie 1200 x 600 Left x 1800 x 800 Right
- Workstation lengths: Standard lengths available 1200, 1800, 2000, 2400, or any increment between 1200L - 2400L.
- Workstation depths: 600, 700, 750, 800, or any increment.
- Any combinations are available. See graph for better understanding.



### Standard Sizes:

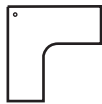
1200 x 1800	1800 x 2000
1200 x 2000	1800 x 2400
1200 x 2400	2000 x 2000
1800 x 1800	2400 x 2400

### Specifications required:

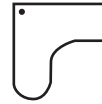
- Left and right measurement
- Depth required for each side
- Each workstation comes standard with a cable port in corner
- Cable ports can be added on request

### Top Options:

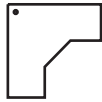
Q300 Workstation



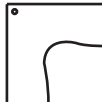
Oval End Workstation



Alpine Workstation



Ele Workstation (Scallop)



## Workstations priced from \$600

## DESKS

We have developed the desks to match in with the workstations.

- Choose your base/leg system, the shape of the top, then the size

### Straight Desk

This practical desk fits well in any symmetrical room.

- Desk Lengths 1200, 1600, 1800, 2000, 2200, 2400mm
- Desk Depths 600, 700, 750, 800mm



### Curve Desk

This curved front desk adds an inviting impression and extra depth for additional work space.

- Desk Lengths 1600, 1800, 2000, 2400mm
- Desk Depths 800 to 900mm



### Oval End Desk

A user friendly design. Can be used as a meeting end.

- Desk Lengths 1600, 1800, 2000, 2400mm
- Desk Depths 600, 700, 750, 800mm



### Contour Desk

Comfort curve in middle of desk

- Desk Lengths 1600, 1800, 2000, 2400mm
- Desk Depths 600, 700, 750, 800mm



## Desks priced from \$355

## BASE/LEG OPTIONS

### 533 SLAB END



- 25mm tops with rounded corners
- Complete with 400mm modesty panel
- Full modesty panel can be added on request

### 806 IQUAD



- 25mm tops with square corners
- 50x50 square legs with 50x25 support rails
- Modesty panels can be added

### 831 IQUAD +



- 25mm tops with square corners
- 50x50 square legs with ladder detail
- 50x25 support rails
- Modesty panels can be added



## Educated Colours (EC)



Memphis  
Blue



Memphis  
Red



Energise



Storm



Juicy



Caribbean



Olympia  
Yellow

## While stocks last!



Typhoon



Outrageous

Educated Furniture has been lucky enough to source what we believe is the last remaining inventory of these two great colours. If you loved these colours or want to match your existing furniture, now is your chance! There is only limited stock and these colours will sell quickly, be in quick to avoid missing out!


## Standard Colours (SC)




White  
Washed Oak



Provence  
Blue



Antique  
Wiluna White



Seal Grey



Smoke  
Strand



Iron Ore



Rock Salt



Brushed  
Silver



Carbon  
Vapour



Bullet



Elemental  
Concrete



Dansk Maple



Affinity  
Maple



NZ Tawa



Aged Ash



Bliss Shitake

Please note that colours pictured are as close to specification as the printing process will allow. Prices listed in this flyer are only for the above colours or colours specifically listed beside a product. For additional fabric/colour options please refer to [educatedfurniture.co.nz/furniture-colours-fabrics/](https://educatedfurniture.co.nz/furniture-colours-fabrics/)



63 South End Avenue  
Whangarei  
PO Box 11089  
Whangarei 0148

**Contact us for a quote**

**E** [sales@educatedfurniture.co.nz](mailto:sales@educatedfurniture.co.nz)

**P** 0508 645 397

**[educatedfurniture.co.nz](http://educatedfurniture.co.nz)**